

Fit Plumb USA Parts

FAUCET INSTALLATION KIT

Includes Plastic Locknuts,
Washers and Friction Rings.



part no.	description	carton	price
32219	W. ABS Compression Nuts	200	1.23
32220	W. Brass Compression Nuts	200	1.68
P32219	Retail package in clam shell		2.23
P32220	Retail package in clam shell		2.68

BASIN NUT

Female IPS Threaded
Die Cast



part no.	description	inner	carton	price
32155	3/4"	10	500	0.45
P32155	Retail package in clam shell			1.20

FAUCET ROSETTE

Die cast



part no.	description	inner	carton	price
32157	1/2"	10	1000	0.25
32158	3/4"	10	1000	0.33

LOCKNUT FOR FAUCET

Plastic body, 3/4" FIP.



art no	description	bag	ctn	price
32248	1 piece	10	500	0.58
P32248	Retail package in clam shell (2 pcs)			2.04

MOUNTING WASHER

For single handle kitchen
deck faucets. Screws and
nuts Included.



part no.	description	box	ctn	price
35062	1 piece	10	500	1.35
P35062	Retail package in clam shell (2pcs)			3.70

Fit Plumb USA Parts

FAUCET INSTALLATION KIT

Fit single-handle faucets.



part no.	description	box	ctn	price
32169		10	500	6.25
P32169	Retail package in clam shell			8.75

AERATORS

55/64"-27 Female threaded.



part no	description	box	ctn	price
35110-5	Chrome	10	100	3.50
35114-5	Satin nickel	10	100	4.725
35122-5	Red oil bronze	10	100	4.875
35124-5	Black oil bronze	10	100	4.875
35128-5	PVD finish	10	100	5.125

AERATORS

55/64"-27 Female threaded.



part no	description	box	ctn	price
32920-5	Chrome	10	100	3.50
32922-5	Satin nickel	10	100	4.725
32924-5	Red oil bronze	10	100	4.725
32926-5	Black oil bronze	10	100	4.875
32928-5	PVD gold finish	10	100	5.125

FAUCET AERATOR

Chrome Finish. Dual Threaded.
15/16"-27 threads X 55/64"-27
Threads.



part no.	description	min	carton	price
90096	Dual threaded	10	1000	1.375
P90096	Retail package in clam shell			2.125

FAUCET AERATOR

Chrome Finish. Male Threaded.
15/16"-27 Threads.



part no.	description	min.	carton	price
90097	Male threaded	10	1000	1.375
P90097	Retail package in clam shell			2.125

Fit Plumb USA Parts

FAUCET AERATOR

Chrome Finish. Female Threaded.
55/64"-27 Threads.



part no.	description	min.	carton	price
90098	Female threaded	10	1000	1.375
P90098	Retail package in clam shell			2.125

1/4" BRASS CAP

Brass construction. For kitchen deck faucets with a spray outlet. To stop spray outlet.



part no.	description	box	ctn	price
35061	1/4" FIP	10	1000	1.60
P35061	Retail package in clam shell			2.10

CERAMIC DISC CARTRIDGE –LAVATORY

This cartridge is interchangeable with Gerber, Indiana Brass and Price Pfister's.



Part no.	description	box	ctn	price
32774	For lavatory	1	50	34.875
P32774	Retail package in clam shell			37.375

CERAMIC DISC CARTRIDGE –KITCHEN

This cartridge is interchangeable with Gerber, Indiana Brass and Price Pfister's.



Part no.	description	box	ctn	price
35994	For kitchen	1	50	41.225
P35994	Retail package in clam shell			43.725

Fit Plumb USA Parts

CERAMIC DISC CARTRIDGE

Fit Lavatory or Kitchen Faucets.



part no.	description	box	ctn	price
32210H	For widespread lav 1	1	50	18.45
32210C	For widespread lav 1	1	50	18.45
P32210H	Retail package in clam shell			19.95
P32210C	Retail package in clam shell			19.95

CERAMIC DISC CARTRIDGE

Fit Plumb USA's Roman Tub Filler.



part no.	description	box	ctn	price
34060H	For Roman tub filler 1	1	50	26.85
34060C	For Roman tub filler 1	1	50	26.85
P34060H	Retail package in clam shell			28.35
P34060C	Retail package in clam shell			28.35

PULL-OUT SPRAY/SPOUT

1/2" MIP Connection, Fits Plumb USA's and many brands. Button-Switch for Spray or Stream.



part no.	description	box	ctn	price
35955	White	1	20	20.50
35956	Chrome	1	20	24.50

PULL-OUT SPRAY/SPOUT

1/2" MIP Connection, Fits Plumb USA's and many brands. Button-Switch for Spray or Stream.



part no.	description	box	ctn	price
35952	White	1	20	20.50
35954	Chrome	1	20	24.50

FAUCETS

FAUCET REPAIR

SHOWER & TUB

SINKS

TOILET REPAIR

VALVES

PIPE REPAIR & FITTINGS

PLUMBING SPECIALTY

TUBULAR

BATHROOM FIXTURE

PLUMBING TOOLS

DISPLAY STUFF

Fit Plumb USA Parts

PULL-OUT HOSE

Fits Plumb USA's and many brands.
Flexible Stainless Steel Hose.
Chrome Finish, 48"-Length.



part no.	description	box	ctn	price
35953		1	50	23.40
P35953	Retail package on cards			26.40

Fit Delta, Peerless Parts Also Fit Plumb USA and Other Imports

FIT DELTA TRIM KIT (TUB & SHOWER)

Fit Series 600. Include Escutchen, Dome Nuts, Cartridge Caps, Tubes & Clear Handles. Offset Broach Handles Fits Diamond-Shaped Shanks.



part no	description	min	ctn	price
34023	Clam Shell Packed	4	24	33.75

SATIN NICKEL MAKE-OVER KIT

Fit single-handle Delta or Plumb USA shower valves.
Make a new look in popular Satin Nickel finish.



part no.	description	box	ctn	price
34011	Satin nickel	1	12	65.50

RETAINING NUT FOR FAUCETS

Used to retain faucet cartridge.
Fit Delta Delex and imported washerless-type faucets.

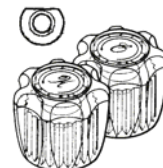


part no	description	box	ctn	price
32010N	Chrome plated	10	200	0.88
P32010N	Retail package in clam shell			2.64

Fit Delta, Peerless Parts Also Fit Plumb USA and Other Imports

FIT DELTA* 2-HANDLE FAUCET

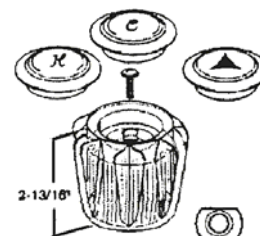
Fit two-handle faucet.
Include screws and caps.



part no.	description	min	ctn	price
32321	Cold	10	100	2.25
32322	Hot	10	100	2.25
P32321	Retail package in clam shell			3.14
P32322	Retail package in clam shell			3.14

GENERIC DELTA* 2 OR 3-HANDLE SHOWER HANDLE

Acrylic handle.



part no	description	box	ctn	price
34026	w. 3 Buttons	10	100	3.54
P34026	Retail package in clam shell			4.45

FIT DELTA* SINGLE HANDLE FAUCETS OR SHOWERS

Fit single handle faucet.
Include hex adaptors, screws and caps.



part no.	description	ctn	price
32125	Acrylic ball & adaptor	100	4.40
32124	Hex adaptor only	1000	1.36
P32125	Retail package in clam shell		5.525

GENERIC DELTA/DELEX* LAVATORY 1-HANDLE

Crystal Handle for One-Handle Faucet, 2"-Height. Used with DiamondShaped Shank

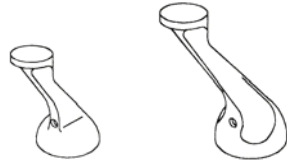


art no.	description	box	ctn	price
32134	Lavatory/kitchen	1	100	5.72
P32134	Retail package in clam shell			7.20

**Fit Delta, Peerless Parts
Also Fit Plumb USA and Other Imports**

FIT DELTA* 1-HANDLE FAUCET OR SHOWER

Fit single handle faucet.
Include screw.



part no.	description	min.	ctn	price
32126	For lavatory	10	100	8.45
35038	For kitchen/Shwor	10	100	11.40
P32126	Retail package in clam shell			9.95
P35038	Retail package in clam shell			12.90

CANOPY LEVER HANDLE - FIT DELTA*, PEERLESS* 2-HANDLE FAUCETS

Chrome plated maetal body, with lever handle. Fit two-handle lavatory and kitchen faucets.



part no	description	box	ctn	price
32316H	Chrome, hot	10	100	10.75
32316C	Chrome,cold	10	100	10.75
32316SN	Satin nickel	10	100	12.50
32316ROB	Red oil bronze	10	100	14.00
32316BOB	Black oil bronze	10	100	14.00
32316PVD	PVD	10	100	15.75
P32316H	Retail package in clam shell			12.25
P32316C	Retail package in clam shell			12.25
P32316SN	Retail package in clam shell			14.00
P32316ROB	Retail package in clam shell			14.00
P32316BOB	Retail package in clam shell			17.25

CANOPY LEVER HANDLE

Chrome Plated Brass. Fit Delta*, Peerless and Plumb USA's 2-Handle Faucets.



part no	description	box	ctn	price
32317	ABS white blade	10	100	7.25
32318	Oak blade	10	100	7.48
32319	Acrylic blade	10	100	7.25
P32317	Retail package in clam shell			8.50
P32318	Retail package in clam shell			8.725
P32319	Retail package in clam shell			8.50

GENERIC DELTA/DELEX* SHOWER 1-HANDLE

Crystal Handle for One-Handle Shower Valve, 2 1/4"-Height.



part no.	description	box	ctn	price
34025	Offset Broach	1	100	6.00
P34025	Retail package in clam shell			7.50

LEVER HANDLE

For Lavatory & Kitchen Faucets and Shower Valves. Fit Delta, Peerless and Plumb USA. For Used with Ball-Type Washerless Cartridge.



part no	description	box	ctn	price
32139	Chrome	10	50	10.75
32139SN	Satin nickel	10	50	12.50
32139ROB	Red oil bronze	10	50	14.00
32139BOB	Black oil bronze	10	50	14.00
32139PVD	PVD	10	50	15.75
P32139	Retail package in clam shell			
P32139SN	Retail package in clam shell			
P32139ROB	Retail package in clam shell			
P32139BOB	Retail package in clam shell			
P32139PVD	Retail package in clam shell			

LOOP HANDLE

For Lavatory & Kitchen Faucets and Shower Valves. Fit Delta, Peerless and Plumb USA. For Used with Ball-Type Washerless Cartridge.



part no	description	box	ctn	price
32138	Chrome	10	50	11.25
32138SN	Satin nickel	10	50	13.00
32138ROB	Red oil bronze	10	50	14.50
32138BOB	Black oil bronze	10	50	14.50
32138PVD	PVD	10	50	16.25
P32138	Retail package in clam shell			12.75
P32138SN	Retail package in clam shell			14.50
P32138ROB	Retail package in clam shell			16.00
P32138BOB	Retail package in clam shell			16.00
P32138PVD	Retail package in clam shell			17.75

FAUCETS

FAUCET REPAIR

SHOWER & TUB

SINKS

TOILET REPAIR

VALVES

PIPE REPAIR & FITTINGS

PLUMBING SPECIALTY

TUBULAR

BATHROOM FIXTURE

PLUMBING TOOLS

DISPLAY STUFF

SWIRL HANDLE

Chrome Plated Brass.
Fit Delta*, Peerless and
Plumb USA's 2-Handle
Faucets.



part no	description	box	carton	price
32313		10	100	13.75
P32313	Retail package in clam shell			15.00

EURO LEVER HANDLE

Brass Construction.
Fit Delta*, Peerless and
Plumb USA's 2-Handle
Faucets.



part no	description	box	ctn	price
32314	Chrome	10	100	12.00
32134SN	Satin Nickel	100	100	13.70
P32314	Retail package in clam shell			13.50

CANOPY LEVER HANDLE

Chrome Plated Brass.
Ceramic Lever.
Fit Delta*, Peerless and
Plumb USA's 2-Handle
Faucets.



part no	description	box	ctn	price
32315H	White ceramic, hot	10	100	9.10
32315C	White ceramic, cold	10	100	9.10
P32315H	Retail package in clam shell			10.60
P32315C	Retail package in clam shell			10.60

FLORAL LEVER HANDLE - FIT PLUMB USA'S 32180, 35106

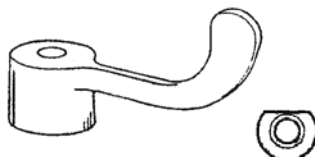
Chrome Plated Brass.
Ceramic Lever.
Fit Delta*, Peerless and
Plumb USA's 2-Handle
Faucets.



part no	description	box	ctn	price
32312	Floral ceramic	10	100	9.10
P32312	Retail package in clam shell			10.60

HANDICAP HANDLE

Chrome Plated Brass.
Fit Delta*, Peerless and
Plumb USA's 2-Handle
Faucets.



part no	description	box	ctn	price
32025		5	50	14.63
P32025	Retail package in clam shell			16.125

**Fit Delta, Peerless Parts
Also Fit Plumb USA and Other Imports**

CROSS HANDLE

Chrome Plated Brass.
Fit Delta*, Peerless and
Plumb USA's 2-Handle
Faucets.



part no	description	box	ctn	price
32182-1	Chrome	10	100	12.30
32176-1	Satin nickel	10	100	13.65
32178-1	Red oil bronze	10	100	15.00
32174-1	Black oil bronze	10	100	15.00
32170-1	PVD -Brass finish	10	100	16.70
P32182-1	Retail package in clam shell			13.80
P32176-1	Retail package in clam shell			15.15
P32178-1	Retail package in clam shell			16.50
P32174-1	Retail package in clam shell			16.50
P32170-1	Retail package in clam shell			18.20

PORCELAIN CROSS HANDLE

Chrome Plated Brass. Fit Delta*, Peerless and
Plumb USA's 2-Handle Faucets.



part no	description	box	ctn	price
32337H	White ceramic, hot	10	100	12.45
32337C	White ceramic, cold	10	100	12.45
32337D	White ceramic, diverter	10	100	12.45
P32337H	Retail package in clam shell			13.95
P32337C	Retail package in clam shell			13.95
P32337D	Retail package in clam shell			13.95

PORCELAIN CROSS HANDLE

Chrome Plated Brass.
Fit Delta*, Peerless and
Plumb USA's 2-Handle
Faucets.



part no	description	box	ctn	price
32335H	White ceramic, hot	10	100	10.00
32335C	White ceramic, cold	10	100	10.00
P32335H	Retail package in clam shell			11.50
P32335C	Retail package in clam shell			11.50

**Fit Delta, Peerless Parts
Also Fit Plumb USA and Other Imports**

SHOWER VALVE FLANGE

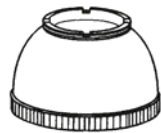
Fit Peerless* and Delta* and Plumb USA's Single-Handle Shower Valves.



part no.	description	box	ctn	price
34021	Chrome	1	60	18.75
34021SN	Satin nickel	1	60	22.75
34021ROB	Red oil bronze	1	60	23.75
34021BOB	Black oil bronze	1	60	23.75
34022	Polish ed brass	1	60	26.25
P34021	Retail package in clam shell			21.25
P34006-2	Retail package in clam shell			25.25
P34007-2	Retail package in clam shell			26.25
P34010-2	Retail package in clam shell			26.25
P34022	Retail package in clam shell			28.75

REPLACEMENT CAP & RING FOR DELTA*

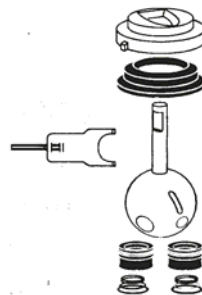
For single handle lavatory and kitchen deck faucets. Chrome plated, fits Delta and imported faucets. Brass adjust rings included.



part no	description	box	ctn	price
32135		20	200	3.73
P32135	Retail package in clam shell			4.81

REPAIR KIT FOR DELTA*

Repair Delta, Peerless and Import faucets with lever handles.



part no.	description	min	ctn	price
32132	For lever handle	5	100	5.69
P32132	Retail package in clam shell			6.87

REPAIR KIT FOR DELTA*

For single handle faucets with lever handle.



part no	description	box	ctn	price
32136		10	100	2.40
P32136	Retail package in clam shell			3.27

WASHERLESS CARTRIDGE

For Single Lever Handle Faucets Or Showers.
Ball-Type Cartridge.



part no.	description	box	ctn	price
32127	Brass	10	200	3.13
32129	Stainless steel	10	200	2.95
P32127	Retail package in clam shell			4.125
P32129	Retail package in clam shell			3.95

WASHERLESS CARTRIDGE

For Single Lever Handle Faucets Or Showers.
Ball-Type Cartridge.
For Crstal Ball Type Handle.



part no.	description	box	ctn	price
32130	Plastic	10	200	2.86
32131	Brass	10	200	3.35
P32130	Retail package in clam shell			3.90
P32131	Retail package in clam shell			4.42

WASHERLESS CARTRIDGE

Fit Delta, Peerless and Plumb USA's 2-Handle Washerless Faucets. Plastic body, Brass Shank with stainless steel bottom.
Internal Stopper for 1/4-Turn.



part no.	description	min	ctn	price
32326H	Hot	10	200	3.44
32326C	Cold			3.44
P32326H	Retail package in clam shell			
P32326C	Retail package in clam shell			

FIT DELTA 2-HANDLE CARTRIDGE

Fit Delta, Peerless and Plumb USA's 2-Handle Washerless Faucets. Plastic body, stainless steel bottom.



part no.	description	box	ctn	price
32325		1	200	1.76
32323	Old style	1	200	2.57
P32325	Retail package in clam shell			2.45
P32323	Retail package in clam shell			3.34

SHOWER STEM EXTENSION

Fit Delta and Plumb USA's 3 or 2-Handle Washerless Shower Valves.
Brass Shank, Plastic Body.



part no.	description	box	ctn	price
34572		1	50	3.00
P34572	Retail package in clam shell			4.14

FAUCETS

FAUCET REPAIR

SHOWER & TUB

SINKS

TOILET REPAIR

VALVES

PIPE REPAIR & FITTINGS

PLUMBING SPECIALTY

TUBULAR

BATHROOM FIXTURE

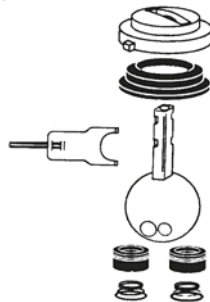
PLUMBING TOOLS

DISPLAY STUFF

**Fit Delta, Peerless Parts
Also Fit Plumb USA and Other Imports**

REPAIR KIT FOR DELTA*

Repair Delta, Peerless and Import faucets with chrystal ball handles.



part no.	description	min	ctn	price
32133	For ball handle	5	100	5.98
P32133	Retail package in clam shell			7.17

REPAIR KIT FOR DELTA*

For single handle faucets with crystal ball handle.



part no	description	box	ctn	price
32137		10	100	2.40
P32137	Retail package in clam shell			3.27

FIT DELTA* REPAIR KITS

Fit Delta* lavatory/kitchen single handle faucets.



part no	description	box	ctn	price
32128		10	2000	3.58
P32128	Retail package in clam shell			4.66

FIT DELTA* PEERLESS* REPAIR KIT

Packed with 2 Short Springs and Seals. Fit 2-Handle or Single-Handle Washerless Faucets.



part no.	description	min.	ctn	price
32118	New style	10	1000	0.80
P32118	Retail package in clam shell			1.21

FIT DELTA* PEERLESS* REPAIR KIT

Packed with 2 Long Springs and Seals. Fit 2-Handle or Single-Handle Washerless Faucets.



part no.	description	min.	ctn	price
32119	Old style	10	1000	0.80
P32119	Retail package in clam shell			1.21

WASHERLESS CARTRIDGE

Fit Delta and Plumb USA's 3 or 2-Handle Washerless Shower Valves. Brass Shank, Plastic Body. External Stopper for 1/4-Turn.



part no.	description	box	ctn	price
32324	Hot/cold stem	1	100	3.52
34573	Diverter	1	50	8.63
P32324	Retail package in clam shell			4.50
P34573	Retail package in clam shell			9.50

SHOWER-VALVE SLEEVES

Fit Delta, Peerless and Plumb USA's 3 or 2-Handle Washerless Shower Valves. Chrome Finish. Female Fine Threaded.



part no.	description	box	ctn	Price
34531-3	Chrome sleeve	1	50	7.50
34534-3	Satin nickel sleeve	1	50	8.30
34536-3	Red oil bronze sleeve	1	50	9.15
34537-3	Black oil bronze sleeve	1	50	9.15
34532-3	PVD sleeve	1	50	10.2
P34531-3	Retail package in clam shell			9.00
P34534-3	Retail package in clam shell			9.80
P34536-3	Retail package in clam shell			10.65
P34537-3	Retail package in clam shell			10.65
P34532-3	Retail package in clam shell			11.70

SHOWER-VALVE FLANGE

Fit Delta and Plumb USA's 3 or 2-Handle Washerless Shower Valves.



part no.	description	box	ctn	price
34531-2	Chrome flange	1	50	4.98
34534-2	Satin nickel flange	1	50	6.00
34536-2	Red oil bronze flange	1	50	6.53
34537-2	Black oil bronze flange	1	50	6.53
34532-2	PVD flange	1		6.75
P34531-2	Retail package in clam shell			6.475
P34534-2	Retail package in clam shell			7.50
P34536-2	Retail package in clam shell			8.025
P34537-2	Retail package in clam shell			8.025
P34532-2	Retail package in clam shell			8.50

Fit Plumb USA and Other Imports

CERAMIC STEM FIT WALL MOUNT
Fit 33325 wall Mount Faucet



<i>part no.</i>	<i>description</i>	<i>min.</i>	<i>carton</i>	<i>price</i>
33325-1H	Hot	3	100	15.575
33325-1C	Cold	3	100	15.575

Fit Plumb USA and Other Imports

FAUCET PLATE
Fit 32050 or P.P. 4" Lavatory faucet



<i>part no.</i>	<i>description</i>	<i>min.</i>	<i>carton</i>	<i>price</i>
32058				3.13

FAUCET PLATE
Fit 35050 or P.P. 8" Kitchen faucet



<i>part no.</i>	<i>description</i>	<i>min.</i>	<i>carton</i>	<i>price</i>
35136				3.75

TEE & SUPPLU LINE FOR WIDESPREAD FAUCETS

Tee Size: 3/8" X 3/8" x 1/2"
Supply Line Size: 3/8" X 3/8" x 10"



<i>part no.</i>	<i>description</i>	<i>min.</i>	<i>carton</i>	<i>price</i>
32350	Tee	2	50	12.50
32355	Supply Line	2	50	7.50

FAUCET PLATE
8" Kitchen faucet



<i>part no.</i>	<i>description</i>	<i>min.</i>	<i>carton</i>	<i>price</i>
35137				3.75

TEE & SUPPLU LINE FOR WIDESPREAD FAUCETS

Tee Size: 1/2" X 1/2" x 1/2"
Supply Line Size: 1/2" X 1/2" x 12"



<i>part no.</i>	<i>description</i>	<i>min.</i>	<i>carton</i>	<i>price</i>
32356	Tee	2	50	12.50
32357	Supply Line	2	50	5.28

FAUCET PLATE
8" Kitchen faucet



<i>part no.</i>	<i>description</i>	<i>min.</i>	<i>carton</i>	<i>price</i>
35138				3.75

FAUCETS

FAUCET REPAIR

SHOWER & TUB

SINKS

TOILET REPAIR

VALVES

PIPE REPAIR & FITTINGS

PLUMBING SPECIALTY

TUBULAR

BATHROOM FIXTURE

PLUMBING TOOLS

DISPLAY STUFF

Fit Price Pfister Parts
Also Fit Plumb USA and Other Imports

LAVATORY/KITCHEN DECK FAUCET STEM

Fit Price Pfister* 4" Lavatory Center Set or 8" Kitchen Deck Faucet. With Bonnet and Cap Gasket. Brass Construction.



part no.	type	min	carton	price
32212		10	250	2.45
P32212	Retail package in clam shell			3.325

WASHERLESS FAUCET STEM

Fit Price Pfister* Washerless Lavatory and Kitchen Deck Faucet, Brass Construction.



part no.	type	min	carton	price
32223	Cold	10	250	4.38
32224	Hot	10	250	4.38
32225	Black rubber washer		1000	0.50
P32223	Retail package in clam shell			5.25
P32224	Retail package in clam shell			5.25
P32225	Retail package in clam shell(2 pcs)			1.78

STEM FOR WALL MOUNT FAUCET

Fits Price Pfister* wall mount faucet



part no.	description	box	carton	price
33334	Stem/hot	10	400	3.05
33335	Stem/cold	10	400	3.05
P33334	Retail package in clam shell			3.925
P33335	Retail package in clam shell			3.925

SCREWS FIT PRICE PFISTER* STEMS

Fit Both small and large compression stems to hold washers.



part no.	description	min	carton	price
34313S	Brass	100pc	1000	0.20

Fit Price Pfister Parts
Also Fit Plumb USA and Other Imports

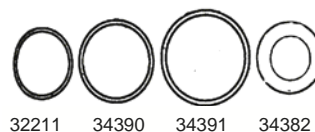
FAUCET SEATS - FIT PRICE PFISTER*

Brass seats. Fit Price Pfister* faucets.



part no.	description	bag	carton	price
32214	Small/brass finish	100	5000	0.40
32213	Small/chrome finish	100	5000	0.475
P32214	Retail package in clam shell(10pc)			4.875
P32213	Retail package in clam shell(10pc)			5.625

FIBER WASHERS - CAP GASKET



part no.	Description	min.	price
32211	Fit p.p* lav/kitchen stem 29/32" 13/16"	100	0.082
34390	Fit p.p* shower H/C stem 1 1/32" 7/8"	100	0.10
34391	Fit p.p* shower DIV stem 1 1/8" 31/32"	100	0.10
34382	Fit p.p* shower DIV post 29/32" 5/8"	100	0.20

GENERIC P.P.* AVANTE CARTRIDGE

Fit Price Pfister Avante series, single control kitchen, lavatory and tub & shower faucets.



part no	description	box	carton	price
32226		10	100	9.98
P32226	Retail package in clam shell			11.34

INSTALLATION KIT

For Oakland-type wall mount faucets.



part no.	description	box	carton	price
33363	Oakland type	10	500	3.625
P33363	Retail package in clam shell			4.625

**Fit Price Pfister Parts
Also Fit Plumb USA and Other Imports**

GENERIC STEM FOR P.P.* WIDESPREAD FAUCET

Generic Price Pfister* Hot/Cold Cartridge.



part no.	description	box	carton	price
32352	Complete	1	50	36.55
32354	Shank only	25	100	9.38
P32352	Retail package in clam shell			38.85
P32354	Retail package in clam shell			10.875

GENERIC PRICE PFISTER* SHOWER STEM

Fit Price Pfister*. Compression Type. Short Stem. With Bonnet and Cap Gasket. Brass.



part no.	description	length	box	price
34395	Hot/cold, short	4 1/4"	25	10.125
34394	Diverter, short	4 5/16"	25	10.95
P34395	Retail package in clam shell			11.625
P34394	Retail package in clam shell			12.45

GENERIC P.P.* BEAU ART SHOWER STEM

Price Pfister Mid-Size Shower Stem. With Chrome Plated Shank and Brass Finish Body.



part no.	description	length	price
34399	Hot/cold	5"	11.10
34398	Diverter	5 1/16"	12.225
P34399	Retail package in clam shell		12.60
P34398	Retail package in clam shell		13.725

**Fit Price Pfister Parts
Also Fit Plumb USA and Other Imports**

GENERIC PRICE PFISTER* SHOWER STEM

Fit Price Pfister*. Compression Type. Long Stem. With Bonnet and Cap Gasket. Brass.



part no.	description	length	box	price
34313	Hot/cold, long	5-9/16"	100	7.50
34312	Diverter, long	5-9/16"	100	8.75
P34313	Retail package in clam shell			9.00
P34312	Retail package in clam shell			10.25

POST ONLY

For 34313 & 34312



part no.	description	length	box	price
34396	Post only	5-9/16"	200	5.00
P34396	Retail package in clam shell			6.25

FAUCET SEATS - FIT PRICE PFISTER*

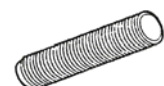
Brass seats. Fit Price Pfister* faucets.



part no.	description	bag	carton	price
34314	Large/brass finish	100	2000	0.63
34329	Large/chrome finish	100	2000	0.73
P34314	Retail package in clam shell(10pc)			7.375
P34329	Retail package in clam shell(10pc)			8.75

ESCUTCHEON NIPPLES

Fit Price Pfister* shower faucets. 1/2" Threaded.



part no.	description	min.	carton	price
34332	Plastic	100	2000	0.33
P34332	Retail package in clam shell (2 pcs)			1.525

FAUCETS

FAUCET REPAIR

SHOWER & TUB

SINKS

TOILET REPAIR

VALVES

PIPE REPAIR & FITTINGS

PLUMBING SPECIALTY

TUBULAR

BATHROOM FIXTURE

PLUMBING TOOLS

DISPLAY STUFF

Fit Price Pfister Parts
Also Fit Plumb USA and Other Imports

**BONNET PACKING (FIT P.P.*
SHOWER STEM)**

Also Fit Our Part No. 34312 and 34313.
Nylon Enforced Rubber.



part no.	description	min.	carton	price
34393	Packing nut	20	1000	1.30
34392	Packing washer	20	1000	0.63
P34393	Retail package in clam shell			2.05
P34392	Retail package in clam shell			1.375

FIT P.P. STEM EXTENSION KIT

Brass in Chrome Finish.
Extension Length—1 1/4".



part no	description	box	carton	price
34389	1 1/2" kit	10	100	4.20
34388	Extension only	10	100	1.70
P34389	Retail package in clam shell			5.20
P34388	Retail package in clam shell			2.45

SHOWER FLANGE

Fit Price Pfister*
shower valves.



part no.	description	box	carton	price
34331	Chrome	10	200	2.725
34331SN	Satin nickel	10	200	4.80
34334	PVD	5	200	5.51
P34331	Retail package in clam shell			4.225
P34331SN	Retail package in clam shell			6.30
P34334	Retail package in clam shell			7.00

FLANGE FOR WIDESPREAD FAUCET

Fit Price Pfister*
Widespread Lavatory
Faucets.



part no.	description	min.	carton	price
32351	Chrome	10	250	3.50
32353	Polished brass	10	250	4.85
P32351	Retail package in clam shell			5.00
P32353	Retail package in clam shell			6.35

Fit Price Pfister Parts
Also Fit Plumb USA and Other Imports

SHOWER FLANGE

Fit Price Pfister* shower valves.
Chrome finish. Oval type.



part no.	description	box	carton	price
34335	Flange	10	200	4.075
P34335	Retail package in clam shell			5.575

INTEGRAL STOP

Plastic adapter



part no.	description	box	carton	price
34339	Adapter	10	200	0.775
P34339	Retail package in clam shell			1.525

WHOLE SET

34335K	Flange & integral stop	10	200	4.65
P34335K	Retail package in clam shell			6.15

BELL FLANGE

Chrome Plated.
Fit Price Pfister* Shower Valve.
1/2" Opening, Not Threaded.



part no.	description	min.	carton	price
34244	1/2" Non-threaded	10	300	2.06
P34244	Retail package in clam shell			3.00

SHOWER FLANGE

Fit Price Pfister* shower faucets.
1/2" threaded.



part no.	description	box	carton	price
34333	Bell flange/chrome	5	200	4.375
P34333	Retail package in clam shell			5.875

2-HANDLE REPAIR KIT

Fit Price Pfister*.



part no	description	box	carton	price
34207	With verve handle	1	12	35.00
34208	With windsor handle	1	12	35.00

**Fit Price Pfister Parts
Also Fit Plumb USA and Other Imports**

THREE-HANDLE SHOWER VALVE REPAIR KIT


Fit Price Pfister* Three-Handle Shower Valves with Compression-Type Stem. Kit includes Three Handles, Three Flanges, Three Nipples, Three Seats, Two Hot/Cold Stems and One Diverter Stem.



part no	handle	box	carton	price
34307	Verve handle kit	1	12	48.94
34308	Windsor handle kit	1	12	48.94

THREE-HANDLE SHOWER VALVE TRIM KIT

Fit Price Pfister* Three-Handle Shower Valves. Kit includes Three Handles, Three Flanges, Three Nipples, A Shower Head/Arm & a Tub-Spout. Chrome Finish with Windsor Handle.



part no	handle	box	carton	price
34306	Windsor handle kit	1	12	42.05

MAKE-OVER KITS

For Price Pfister Shower. Make a new color of your bath room. Change the look for your shower units without tearing out the wall. Fits Price Pfister three-handle shower valves. With slide-on type tub spout.



part no.	description	box	carton	price
34305	Chrome	1	12	42.05
34305SN	Satin nickel	1	12	52.375
34305ROB	Red oil bronze	1	12	57.125
34305BOB	Black oil bronze	1	12	57.125
34305PVD	PVD	1	12	61.75

**Fit Price Pfister Parts
Also Fit Plumb USA and Other Imports**

MAKE-OVER KITS FOR PRICE PFISTER SHOWER

Make a new color of your bath room. Change the look for your shower units without tearing out the wall. Fits Price Pfister two-handle shower valves. With slide-on type tub spout.



part no.	description	box	carton	price
34205	Chrome	1	12	34.70
34205SN	Satin nickel	1	12	41.20
34205ROB	Red oil bronze	1	12	44.15
34205BOB	Black oil bronze	1	12	44.15
34205PVD	PVD	1	12	48.70

RE-MODELING KIT

Fit Price Pfister Shower, Porcelain Cross Handles. Include Flanges, Stems, Seats and Socket Wrench.



part no.	description	min.	carton	price
34320	See-thru package	2	12	78.75

PORCELAIN HANDLE

Fit Price Pfister, 12 spline



part no.	description	min.	carton	price
32337H	Hot	3	50	10.00
32337C	Cold	3	50	10.00
32337D	Diverter	3	50	10.00
P32337H	Retail package in clam shell			11.50
P32337C	Retail package in clam shell			11.50
P32337D	Retail package in clam shell			11.50

FAUCETS

FAUCET REPAIR

SHOWER & TUB

SINKS

TOILET REPAIR

VALVES

PIPE REPAIR & FITTINGS

PLUMBING SPECIALTY

TUBULAR

BATHROOM FIXTURE

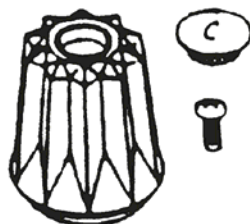
PLUMBING TOOLS

DISPLAY STUFF

Fit Price Pfister Parts
Also Fit Plumb USA and Other Imports

GENERIC PRICE PFISTER* SHOWER HANDLE

Fit Price Pfister* Shower Valve or Widespread Lavatory Centerset. 12 Spline.



part no.	type	min	carton	price
34336H	Hot	10	100	3.00
34336C	Cold	10	100	3.00
34336D	Diverter	10	100	3.00
34336HCD	Hot,cold & div	10	100	4.30
P34336H	Retail package in clam shell			4.50
P34336C	Retail package in clam shell			4.50
P34336D	Retail package in clam shell			4.50
P34336HCD	Retail package in clam shell			5.80

WINDSOR HANDLE

Fit Price Pfister* Lavatory Centerset or Kitchen Deck Faucets. 12 Spline.



Part no.	type	min	carton	price
32217H	Windsor, hot	10	400	2.15
32217C	Windsor, cold	10	400	2.15
32217HC	Windsor, hot & cold	10	400	2.68
P32217H	Retail package in clam shell			3.40
P32217C	Retail package in clam shell			3.40
P32217HC	Retail package in clam shell			3.96

INDEX BUTTONS FIT P-P* WINDSOR HANDLES

Fit Price Pfister* large and small windsor acrylic handles.



34347



34346

part no.	description	box	carton	price
34346	Cold	100	2000	0.61
34347	Hot	100	2000	0.61
34348	Diverter	100	2000	0.61
34349	C, H & D 3 buttons	10	100	1.82
P34346	Retail package in clam shell			1.60
P34347	Retail package in clam shell			1.60
P34348	Retail package in clam shell			1.60
P34349	Retail package in clam shell			2.95

Fit Price Pfister Parts
Also Fit Plumb USA and Other Imports

VERVE FAUCET HANDLE

Fit Lavatory Centerset and Kitchen Deck Faucet. Chrome Plated Zinc. 12 Spline.



part no.	type	min	carton	price
32215H	Verve, hot	10	200	2.38
32215C	Verve, cold	10	200	2.38
32215HC	Verve, hot & cold	10	200	2.70
P32215H	Retail package in clam shell			3.50
P32215C	Retail package in clam shell			3.50
P32215HC	Retail package in clam shell			3.83

VERVE SHOWER HANDLE

Fit Shower Valve and Widespread Lavatory Centerset. Chrome Plated Zinc. 12 Spline.



part no.	type	min.	carton	price
34330H	Verve, hot	20	200	3.13
34330C	Verve, cold	20	200	3.13
34330D	Verve, diverter	20	200	3.13
34330HCD	w. H, C & D 3 buttons	20	200	3.70
P34330H	Retail package in clam shell			4.63
P34330C	Retail package in clam shell			4.63
P34330D	Retail package in clam shell			4.63
P34330HCD	Retail package in clam shell			5.20

VERVE SHOWER HANDLE

Fit Shower Valve and Widespread Lavatory Centerset. With H,C & D 3 buttons. 12 Spline.



part no.	description	box	carton	price
34330SN	Satin nickel	10	100	3.98
34330BOB	Black Oil Bronze	10	100	4.75
34340	PVD	10	100	5.38
P34340	Retail package in clam shell			5.48
P34330BOB	Retail package in clam shell			6.25
P34340	Retail package in clam shell			6.88

**Fit Price Pfister Parts
Also Fit Plumb USA and Other Imports**

INDEX BUTTONS FIT P-P* VERVE HANDLES



part no.	description	box	carton	price
34341	Cold	100	2000	0.33
34342	Hot	100	2000	0.33
34343	Diverter	100	2000	0.33
34344	H,C & D 3 buttons	20	1000	1.60
P34341	Retail package in clam shell			1.08
P34342	Retail package in clam shell			1.08
P34343	Retail package in clam shell			1.08
P34344	Retail package in clam shell			2.35

FAUCET BOLTS

Fit Price Pfister* Faucet.

34385



34383

part no.	description	min.	cart	price
34383	Fit verve handle	100		0.38
34385	Fit windsor handle	100		0.38
P34383	Retail package in clam shell (2 pcs)			1.50
P34385	Retail package in clam shell (2 pcs)			1.50

GENERIC P.P.* CONTEMPRA HANDLES

Fit Price Pfister* Lavatory or Kitchen Deck Faucet. Chrome plated, with screws. 12 Spline.



part no.	description	min.	carton	price
32222	Hot	10	200	3.50
32221	Cold	10	200	3.50
P32222	Retail package in clam shell			4.58
P32221	Retail package in clam shell			4.58

STEM FOR ADD-ON SHOWER

Fits Plumb USA's 34065



part no.	description	box	carton	price
34069H	Stem/hot	10	200	5.50
34069C	Stem/cold	10	200	5.50
P34069H	Retail package in clam shell			6.63
P34069C	Retail package in clam shell			6.63

**Fit Price Pfister Parts
Also Fit Plumb USA and Other Imports**

GENERIC P.P.* CONTEMPRA HANDLES

Fit Price Pfister* Shower Valve. Chrome plated, with screws. 12 Spline.



part no.	description	min.	carton	price
34352	Hot	10	200	5.60
34351	Cold	10	200	5.60
34353	Diverter	10	200	5.60
P34352	Retail package in clam shell			7.10
P34351	Retail package in clam shell			7.10
P34353	Retail package in clam shell			7.10

GENERIC PRICE PFISTER* MARQUIS HANDLES

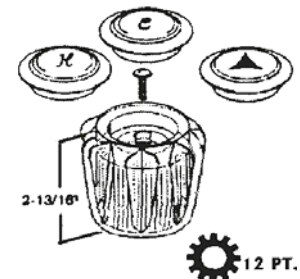
Include index buttons, screws and chrome plated inserts.



part no.	description	min.	carton	price
32334	Lavatory, H & C	10	100	5.20
34230	Shower, H,C & D	10	50	7.50
P32334	Retail package in clam shell			6.40
P34230	Retail package in clam shell			9.00

FIT PRICE PFISTER* SHOWER HANDLE

Acrylic. 12 spline. Fit Shower valves.



part no	description	box	carton	price
34245	12 Spline for p.p.	10	100	4.10
P34245	Retail package in clam shell			5.60

BUTTON ONLY

part no	description	box	carton	price
34027	h & c	10	500	1.21
34028	diverter	10	500	0.61

FAUCETS

FAUCET REPAIR

SHOWER & TUB

SINKS

TOILET REPAIR

VALVES

PIPE REPAIR & FITTINGS

PLUMBING SPECIALTY

TUBULAR

BATHROOM FIXTURE

PLUMBING TOOLS

DISPLAY STUFF

Fit Price Pfister Parts
Also Fit Plumb USA and Other Imports

GENERIC PRICE PFISTER* NEW VERVE HANDLE

Chrome Plated Brass.
 12 spline.



part no	description	box	carton	price
32331H	Lav/kitchen-hot	10	200	4.90
32331C	Lav/kitchen-cold	10	200	4.90
P32331H	Retail package in clam shell			6.15
P32331C	Package in clam shell			6.15

GENERIC PRICE PFISTER* NEW VERVE HANDLE

Chrome Plated Brass.
 12 spline.



part no	description	box	carton	price
34231H	Shower-hot	10	100	5.95
34231C	Shower-cold	10	100	5.95
34233	Shower-diverter	10	100	5.95
P34231H	Retail package in clam shell			7.45
P34231C	Retail package in clam shell			7.45
P34233	Retail package in clam shell			7.45

GENERIC PRICE PFISTER* BEAUX ART HANDLE

Chrome Finished Metal.
 12 Spline.



part no.	description	min.	carton	price
34234	Cold, hollow	5	100	3.80
34235	Hot, hollow	5	100	3.80
P34234	Retail package in clam shell			5.13
P34235	Retail package in clam shell			5.13

GENERIC P-P* FAUCET HANDLE

Fit Price Pfister* Wall Mount Faucets.
 Screws Included. Chrome Plated.
 12 Spline.



part no	type	min.	carton	price
33331	Cold	25	200	1.85
33332	Hot	25	200	1.85
P33331	Retail package in clam shell			2.60
P33332	Retail package in clam shell			2.60

Fit Price Pfister Parts
Also Fit Plumb USA and Other Imports

GENERIC PRICE PFISTER* BEAUX ART HANDLE

Solid Die Cast Construction.
 Chrome Finished. 12 Spline.



part no.	description	min.	carton	price
34234S	Cold	5	100	4.59
34235S	Hot	5	100	4.59
P34234S	Retail package in clam shell			5.60
P34235S	Package in clam shell			5.60

GENERIC P-P* CROWN JEWEL FAUCET HANDLE

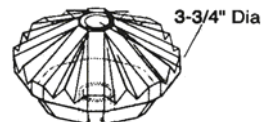
Fit Price Pfister* Kitchen Faucet. Screws Included.
 Chrome Plated.
 12 Spline.



part no.	description	min.	carton	price
35442	Cold	25	250	3.39
35443	Hot	25	250	3.39
P35442	Retail package in clam shell			4.15
P35443	Retail package in clam shell			4.15

GENERIC P.P.* AVANTE SHOWER HANDLE

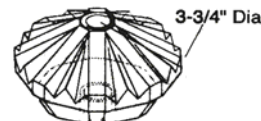
Fit single-handle tub
 & shower valves.



part no	description	box	carton	price
32228	For shower	10	100	5.63
P32228	Retail package in clam shell			7.25

GENERIC P.P.* AVANTE FAUCET HANDLE

Old style, 12 spline.
 Fit lavatory and kitchen faucets.



part no	description	box	carton	price
32229	For faucets, 12 spline, 10	10	100	5.63
P32229	Retail package in clam shell			7.25

Fit Price Pfister Parts
Also Fit Plumb USA and Other Imports

GENERIC P.P.* CROWN IMPERIAL* HANDLE

Chrome Finish - Fit Price Pfister* Shower Valves.



part no.	description	min.	carton	price
34237	Cold	10	200	5.70
34238	Hot	10	200	5.70
34239	Diverter	10	200	6.225
P34237	Retail package in clam shell			6.70
P34238	Retail package in clam shell			6.70
P34239	Retail package in clam shell			7.475

BUTTON ONLY

For Crown Imperial Handles



34240	H & C	10	100	1.78
34243	Diverter	10	100	0.90
P34240	Retail package in clam shell			2.75
P34243	Retail package in clam shell			1.80

GENERIC P.P.* CROWN IMPERIAL* SHOWER TRIM

Chrome Plated Shower Flange and Sleeve. Fit Price Pfister* Shower Valves.

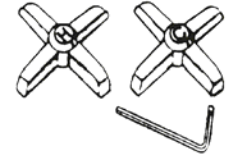


part no.	description	box	carton	price
34242	Threaded sleeve	10	200	4.00
34241	Flange w. screw	10	200	3.75
34250	Sleeve & flange			7.50
P34242	Retail package in clam shell			5.50
P34241	Retail package in clam shell			5.25
P34250	Retail package in clam shell			9.25

Fit All Brands Parts

FIT-ALL CROSS HANDLE

Chrome Plated, Universal Fit, Packed with Allen Wrench



part no.	description	box	carton	price
32231	A pair	1	100	7.20
P32231	Retail package in clam shell			8.70

FIT-ALL CROSS HANDLE

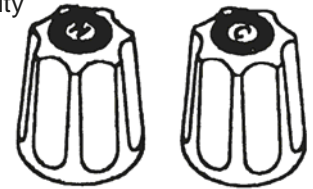
Chrome Plated, Universal Fit, with Vise Lock Adapter



part no.	description	box	carton	price
32235	A pair	1	100	8.825
P32235	Retail package in clam shell			10.33

FIT-ALL SHOWER HANDLE

Chrome Plated, Square Cavity



part no.	description	box	carton	price
34412	w. 3 Buttons	1	100	9.03
P34412	Retail package in clam shell			10.54

FIT-ALL LEVER HANDLE

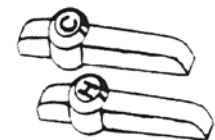
Chrome Plated, Universal Fit, with Vise Lock Adapter



part no.	description	box	carton	price
32237	A pair	1	100	9.00
P32237	Retail package in clam shell			10.50

FIT-ALL LEVER HANDLE

Chrome Plated, Universal Fit, Packed with Allen Wrench



part no.	description	box	carton	price
32233	A pair	1	100	6.55
P32233	Retail package in clam shell			8.05

FAUCETS

FAUCET REPAIR

SHOWER & TUB

SINKS

TOILET REPAIR

VALVES

PIPE REPAIR & FITTINGS

PLUMBING SPECIALTY

TUBULAR

BATHROOM FIXTURE

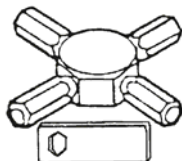
PLUMBING TOOLS

DISPLAY STUFF

Fit All Brands Parts

FIT-ALL CROSS HANDLE


Chrome Plated, Universal Fit,
Packed with Wrench



part no.	description	box	carton	price
32239	A pair	1	100	13.13
P32239	Retail package in clam shell			14.63

FIT-ALL INSERT

Fit Lavatory, Kitchen, Tub and Shower Handle.
For Square Handle Cavity, Include Set Screw and
Wrench.

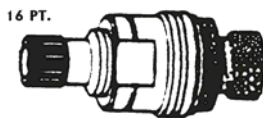


part no.	description	box	carton	price
32409		1	1000	1.78
P32409				2.525

Fit American Standard Parts

GENERIC AMERICAN STANDARD* CARTRIDGE

16 Points Broach,
1 3/4"-Height,
Fit American Standard* Cadet
Faucet-Shower Stems.



part no.	description	box	carton	price
32523	Hot	10	100	9.00
32524	Cold	10	100	9.00
P32523	Retail package in clam shell			10.00
P32524	Retail package in clam shell			10.00

GENERIC AMERICAN STANDARD* FAUCET HANDLE

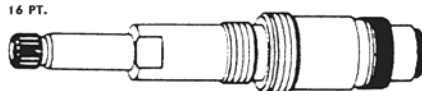
Chrome Plated, 16 Spline.
1 1/4" Height.



part no.	description	box	carton	price
32423	A pair	1	100	12.28
P32423	Retail package in clam shell			14.40

GENERIC AMERICAN STANDARD* CARTRIDGE

16 Points Broach,
4 1/2"-Length,
Fit Shower Valves.

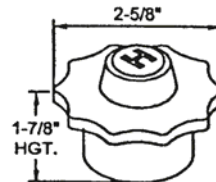


part no.	description	box	carton	price
34540	Hot/cold	10	100	12.90
34541	Diverter	10	100	12.90
P34540	Retail package in clam shell			14.40
P34541	Retail package in clam shell			14.40

Fit American Standard Parts

GENERIC AMERICAN STANDARD* SHOWER HANDLE

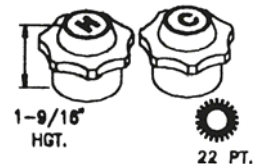
Chrome Plated, 22-Spline



part no.	description	box	carton	price
34425	w. 3 Index buttons	10	100	16.20
P34425	Retail package in clam shell			17.45

GENERIC AMERICAN STD* HERITAGE HANDLE

Fit Lavatory and Kitchen Faucets.
Chrome Plated, 22 Spline.
1 9/16" Height.



part no.	description	box	carton	price
32420	A pair	1	100	15.25
P32420	Retail package in clam shell			16.75

GENERIC AMERICAN STD* HERITAGE HANDLE

Fit Shower Valves.
Chrome Plated, 22 Spline.
1 5/8" Height.



part no.	description	box	carton	price
34420	w. 3 Buttons	1	100	11.68
P34420	Retail package in clam shell			13.49

GENERIC AMERICAN STANDARD* CADET HANDLE

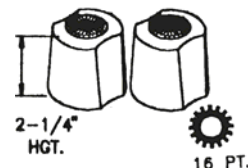
Fit Shower Valves.
Chrome Plated,
16 Spline. 2 3/4" Height.



part no.	description	box	carton	price
34421	1 Piece w. 3 buttons	1	100	10.77
P34421	Retail package in clam shell			12.58

GENERIC AMERICAN STANDARD* CADET HANDLE

Fit Lavatory and Kitchen Faucets.
Chrome Plated, 16 Spline.
2 1/4" Height.

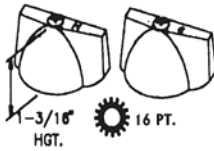


part no.	description	box	carton	price
32421	A pair	1	100	16.88
P32421	Retail package in clam shell			18.97

Fit American Standard Parts

GENERIC AMERICAN STANDARD* COLONY HANDLE

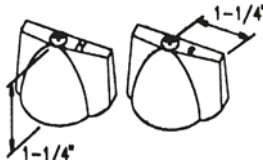
Fit Lavatory and Kitchen Faucets.
Chrome Plated, 16 Spline.
1 1/4" Height.



part no.	description	box	carton	price
32422	A pair	1	100	9.86
P32422	Retail package in clam shell			11.68

GENERIC AMERICAN STANDARD* COLONY HANDLE

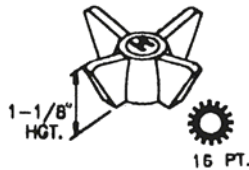
Fit Shower Valves. Chrome Plated, 16 Spline.
1 1/4" Height.



part no.	description	box	ctn	price
34422H	hot	1	100	6.16
34422C	cold	1	100	6.16
P34422H	Retail package in clam shell			7.66
P34422C	Retail package in clam shell			7.66

GENERIC AMERICAN STANDARD* SHOWER HANDLE

Chrome Plated, 16 Spline.
1 1/8" Height.



part no.	description	box	carton	price
34423	w. 3 Buttons	1	100	7.94
P34423	Retail package in clam shell			9.05

GENERIC AMERICAN STANDARD* FAUCET HANDLE

Chrome Plated, 16 Spline.
1 1/8" Height.



part no.	description	box	carton	price
32424	A pair	1	100	11.98
P32424	Retail package in clam shell			14.10

GENERIC AMERICAN STANDARD* SHOWER HANDLE

Chrome Plated, 16 Spline.
1 1/8" Height.

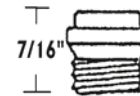


part no.	description	box	carton	price
34424H	Hot	1	100	7.125
34424C	Cold	1	100	7.125
P34424H	Retail package in clam shell			8.375
P34424C	Retail package in clam shell			8.375

Fit American Standard Parts

AMERICAN STANDARD*

7/16" X 24 Thread
Fit American Standard,
American Brass



part no	description	box	carton	price
32611		10	500	0.55
P32611	Retail package in clam shell (3 pcs)			2.65

AMERICAN STANDARD*

1/2" X 20 Thread
Fit American Standard,
American Kitchen, Schaible, Eljer



part no	description	box	carton	price
32612		10	500	0.51
P32612	Retail package in clam shell (3 pcs)			2.53

AMERICAN STANDARD*

1/2" X 20 Thread
Fit American Standard

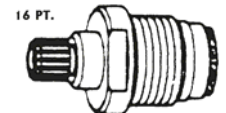


part no	description	box	carton	price
32610		10		0.55
P32610	Retail package in clam shell (3 pcs)			2.65

Fit Central Brass Parts

GENERIC CENTRAL BRASS* CARTRIDGE

16 Points Broach, 1 5/8"-Height,
Fit Central Brass* Faucet Stems.



part no.	description	box	carton	price
32537	Hot	10	100	8.75
32538	Cold	10	100	8.75
P32537	Retail package in clam shell			9.75
P32538	Retail package in clam shell			9.75

GENERIC CENTRAL BRASS* SHOWER HANDLE

Chrome Plated,
16 Spline.
2 3/8" Height.



part no.	description	box	carton	price
34432C	Cold	1	100	6.50
34432H	Hot	1	100	6.50
34432D	Diverter	1	100	6.50
P34432C	Retail package in clam shell			8.00
P34432H	Retail package in clam shell			8.00
P34432D	Retail package in clam shell			8.00

FAUCETS

FAUCET REPAIR

SHOWER & TUB

SINKS

TOILET REPAIR

VALVES

PIPE REPAIR & FITTINGS

PLUMBING SPECIALTY

TUBULAR

BATHROOM FIXTURE

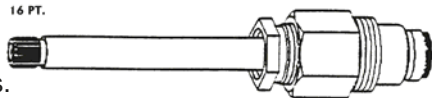
PLUMBING TOOLS

DISPLAY STUFF

Fit Central Brass Parts

GENERIC CENTRAL BRASS* CARTRIDGE

16 Points Broach,
5"-Length,
Fit Shower Stems.



part no	description	box	carton	price
34548	Hot/cold	10	100	15.00
P34548	Retail package in clam shell			16.50

GENERIC CENTRAL BRASS* FAUCET HANDLE

Chrome Plated, 16 Spline.
1 1/8" Height.



part no.	description	box	carton	price
32430	A pair	1	100	9.00
P32430	Retail package in clam shell			10.50

GENERIC CENTRAL BRASS* FAUCET HANDLE

Chrome Plated, 1
6 Spline. 1 1/16" Height.



part no.	description	box	carton	price
32431	A pair	1	100	9.00
P32431	Retail package in clam shell			10.50

Fit Chicago Faucet Parts

GENERIC CHICAGO* CARTRIDGE

2 13/16"-Height,
Fit Chicago*
Faucet Stems.

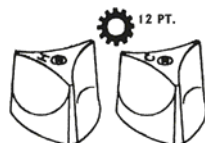


part no.	description	box	carton	price
32533	Hot	10	100	15.79
32534	Cold	10	100	15.79
P32533	Retail package in clam shell			17.25
P32534	Retail package in clam shell			17.25

Fit CraneParts

GENERIC CRANE* FAUCET HANDLE

Chrome Plated, 12 Spline.
1 1/16" Height.

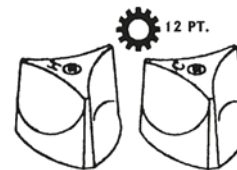


part no.	description	box	carton	price
32433	A pair	1	100	8.75
P32433	Retail package in clam shell			10.25

Fit CraneParts

GENERIC CRANE* SHOWER HANDLE

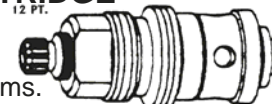
Chrome Plated, 12 Spline.
1 13/16" Height.



part no.	description	box	carton	price
34433C	Cold	1	100	5.35
34433H	Hot	1	100	5.35
34433D	Diverter	1	100	5.35
P34433C	Retail package in clam shell			6.60
P34433H	Retail package in clam shell			6.60
P34433D	Retail package in clam shell			6.60

GENERIC CRANE* CARTRIDGE

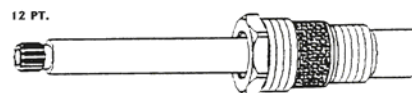
12 Points Broach,
2 5/16"-Height,
Fit Crane* Faucet-Shower Stems.



part no.	description	box	carton	price
32529	Hot	10	100	10.00
32530	Cold	10	100	10.00
P32529	Retail package in clam shell			11.50
P32530	Retail package in clam shell			11.50

GENERIC CRANE* CARTRIDGE

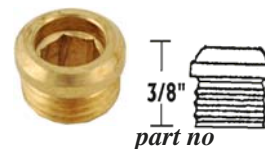
12 Points Broach,
4 3/4"-Length,
Fit Shower Stems.



part no	description	box	carton	price
34549	Hot/cold	10	100	14.50
P34549	Retail package in clam shell			16.00

FIT CRANE* SEATS

1/2" X 20 Thread



description	box	carton	price
32617		10	0.51
P32617	Retail package in clam shell (3pcs)		2.53

FIT CRANE* SEATS

11/16" X 22 Thread

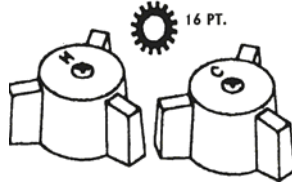


part no	description	box	carton	price
34615		10		0.73
P34615	Retail package in clam shell (3 pcs)			3.19

Fit Eljer Parts

GENERIC ELJER* SHOWER HANDLE


Chrome Plated, 16 Spline.
1 1/8" Height.



part no.	description	box	carton	price
34439C	Cold	1	100	5.48
34439H	Hot	1	100	5.48
34439D	Diverter	1	100	5.48
P34439C	Retail package in clam shell			6.725
P34439H	Retail package in clam shell			6.725
P34439D	Retail package in clam shell			6.725

GENERIC ELJER* FAUCET HANDLE

Chrome Plated, 16 Spline.
1 1/16" Height.



part no.	description	min	carton	price
32439	A pair	5	100	9.60
P32439	Retail package in clam shell			10.60

ELJER*

1/2" X 20 Thread

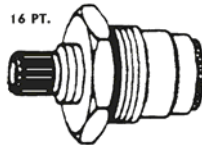


part no.	description	box	carton	price
32619		10		0.58
P32619	Retail package in clam shell(3 pcs)			2.74

Fit Gerber Parts

GENERIC GERBER* CARTRIDGE

16 Points Broach, 1 9/16"-Height,
Fit Gerber* Faucet Stems.



part no.	description	box	carton	price
32544	Hot	10	100	9.00
32545	Cold	10	100	9.00
P32544	Retail package in clam shell			10.00
P32545	Retail package in clam shell			10.00

GERBER*

5/8" X 20 Thread

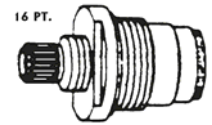


part no.	description	min.	carton	price
34618		10		0.48
P34618	Retail package in clam shell (3 pcs)			2.44

Fit Gerber Parts

GENERIC GERBER* CARTRIDGE

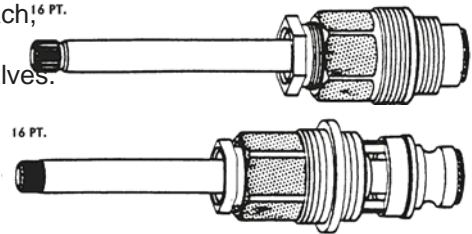
16 Points Broach, 1 5/8"-Height,
Fit Gerber* Faucet Stems.



part no.	description	box	carton	price
32546	Hot	10	100	9.00
32547	Cold	10	100	9.00
P32546	Retail package in clam shell			10.00
P32547	Retail package in clam shell			10.00

GENERIC GERBER* CARTRIDGE

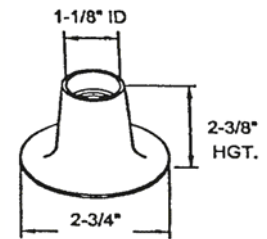
16 Points Broach,^{16 PT.}
5 1/4"-Length,
Fit Shower Valves.



part no	description	box	carton	price
34552	hot/cold	10	100	12.75
34553	diverter	10	100	13.75
P34552	Retail package in clam shell			14.25
P34553	Retail package in clam shell			15.25

GENERIC GERBER* SHOWER FLANGE

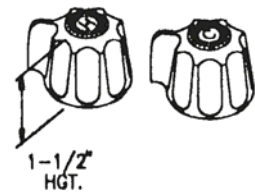
Chrome plated.



part no	description	box	carton	price
34554	Gerger	10	200	5.00
P34554	Retail package in clam shell			6.20

GENERIC GERBER* LAV/KITCHEN HANDLE

16 Spline.



part no.	description	min.	carton	price
32417	A pair	5	50	11.71
P32417	Retail package in clam shell			13.45

FAUCETS

FAUCET REPAIR

SHOWER & TUB

SINKS

TOILET REPAIR

VALVES

PIPE REPAIR & FITTINGS

PLUMBING SPECIALTY

TUBULAR

BATHROOM FIXTURE

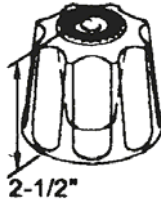
PLUMBING TOOLS

DISPLAY STUFF

Fit Gerber Parts

GENERIC GERBER* SHOWER HANDLE

Fit Gerber* Tub & Shower
or Widespread Lavatory Faucet.
16 Spline.
Includes H, C & D 3 Index Buttons.



part no.	description	min.	carton	price
34416	Long broach	5	50	5.93
34417	Short broach	5	50	5.93
P34416	Retail package in clam shell			7.425
P34417	Retail package in clam shell			7.425

Fit Indiana Brass Parts

GENERIC INDIANA BRASS* SHOWER HANDLE

Chrome Plated, 18 Spline.



part no.	description	min	carton	price
34441C	Cold	5	100	4.775
34441H	Hot	5	100	4.775
P34441C	Retail package in clam shell			5.775
P34441H	Retail package in clam shell			5.775

Fit Harcraft Parts

GENERIC HARCRAFT* FAUCET HANDLE

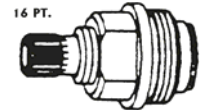
Chrome Plated, 12 Spline.
Includes H & C Two Buttons.



part no.	description	box	carton	price
32429	1 Piece	1	100	6.02
P32429	Retail package in clam shell			7.28

GENERIC INDIANA BRASS* CARTRIDGE

18 Points Broach, 1 1/2"-Height,
Fit Indiana* Faucet Stems.



part no.	description	box	carton	price
32550	Hot	10	100	8.00
32551	Cold	10	100	8.00
P32550	Retail package in clam shell			5.42
P32551	Retail package in clam shell			5.42

GENERIC HARCRAFT* SHOWER HANDLE

Chrome Plated, 12 Spline.
Include Hot, Cold
and Diverter Buttons.

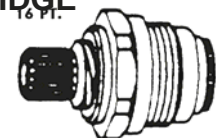


part no.	description	box	carton	price
34429	1 Piece	1	100	7.74
P34429	Retail package in clam shell			9.225

Fit Kohler Parts

GENERIC KOHLER* CARTRIDGE

16 Points Broach, 1 1/2"-Height,
Fit Kohler* Faucet Stems.



part no.	description	box	carton	price
32552	Hot	10	100	10.00
32553	Cold	10	100	10.00
P32552	Retail package in clam shell			11.00
P32553	Retail package in clam shell			11.00

Fit Indiana Brass Parts

GENERIC INDIANA BRASS* FAUCET HANDLE


Chrome Plated, 18 Spline,
7/8"-Height.



part no.	description	min	carton	price
32441	A pair	5	100	9.20
P32441	Retail package in clam shell			10.70

GENERIC KOHLER* TREND HANDLE

Fit Lavatory and Kitchen Faucets.
16 Spline, Chrome Plated.
1 3/4" Height.



part no.	description	box	carton	price
32427	A pair	1	100	14.75
P32427	Retail package in clam shell			16.50

Fit Kohler Parts

GENERIC KOHLER* TREND HANDLE

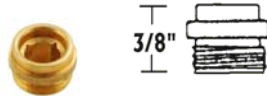
Fit Shower Valves. 16 Spline, Chrome Plated. 2" Height.



part no.	description	box	carton	price
34427	w. 3 Buttons	1	100	10.98
P34427	Retail package in clam shell			12.80

KOHLER*

1/2" X 27 Thread



part no.	description	box	carton	price
32620		10		0.51
P32620	Retail package in clam shell (3 pcs)			2.41

Fit Mixet Shower Parts

GENERIC MIXET* CARTRIDGE

Include Retainer Nuts and Gaskets. For Faucets and Showers. Length: 4 1/2"



part no	description	box	carton	price
34545	Short type	10	100	20.25
P34545	Retail package in clam shell			22.50

GENERIC MIXET* CARTRIDGE

Include Retainer Nuts and Gaskets. For Faucets and Showers. Length: 6 1/4"



part no	description	box	carton	price
34546	Long type	10	100	24.38
P34546	Retail package in clam shell			26.75

FIT MIXET* SHOWER FLANGE

Chrome plated, packed with O-ring. 5 1/2" Diameter.



part no	description	box	carton	price
34459	Fit mixet	10	100	16.68
P34459	Retail package on cards			19.18

Fit Mixet Shower Parts

FIT MIXET TRIM KIT

Include Clear Tempture Control Handle & Clear Volume Control Handle, 4 1/2" Flange. Packed in Clam Shells.



part no	finish	min	carton	price
34458	Chrome	4	21	17.48

FIT MIXET TRIM KIT

Include Chrome Tempture Control Handle & Clear Volume Control Handle, 5 1/2" Flange. Packed in Clam Shells.



part no	finish	min	carton	price
34460	Chrome	4	21	22.13

GENERIC MIXET* SHOWER HANDLE
Volume Control: Acrylic



part no.	description	box	carton	price
34451	Clear	10	100	2.75
34452	Smoke	10	100	2.75
P34451	Retail package in clam shell			4.00
P34452	Retail package in clam shell			4.00

Temperature Control: Acrylic



part no.	description	box	carton	price
34454	Chrome	10	100	4.63
34455	Clear	10	100	3.55
34456	Smoke	10	100	4.50
P34454	Retail package on cards			6.375
P34455	Retail package on cards			5.30
P34456	Retail package on cards			6.25

FAUCETS

FAUCET REPAIR

SHOWER & TUB

SINKS

TOILET REPAIR

VALVES

PIPE REPAIR & FITTINGS

PLUMBING SPECIALTY

TUBULAR

BATHROOM FIXTURE

PLUMBING TOOLS

DISPLAY STUFF

Fit Mixet Shower Parts

GENERIC MIXET* SHOWER HANDLE

Volume Control:
Chrome Plated Zinc Handles.



part no	description	box	carton	price
34453	Metal Handle	10	100	7.15
P34453	Retail package in clam shell			8.65

Temperature Control: Chrome
Plated Zinc Handles.



part no	description	box	carton	price
34461	Metal Handle	10	100	11.30
P34461	Retail package on cards			13.30

Fit Moen Parts

GENERIC MOEN* PLASTIC CARTRIDGE

Plastic body with brass shank. 3 7/8". Fit All Moen*
Single Handle Faucets.



part no.	description	min	carton	price
32349	Plastic	5	200	11.20
P32349	Retail package in clam shell			12.64

GENERIC MOEN* BRASS CARTRIDGE

Brass body with brass shank. 3 7/8". Fit All Moen*
Single Handle Faucets.



part no.	description	min	carton	price
32348	Brass	5	150	28.82
P32348	Retail package in clam shell			30.10

FIT MOEN TRIM KIT (TUB & SHOWER)

Fit Most "Posi-Temp" Series 2300.
Include Escutchen,
Chrome Stop Tubes
& Clear Control Handles.
Packed in Clam Shells.



part no	finish	min	carton	price
32347	chrome	4	24	34.88

Fit Moen Parts

FIT MOEN* SHOWER FLANGE

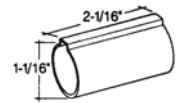
Chrome plated, packed with O-ring. 7" Diameter.



part no	description	box	carton	price
32342	Flat	10	100	17.50
32340	Recessed	10	100	18.76
P32342	Retail package in clam shell			20.00
P32340	Retail package in clam shell			21.25

FIT MOEN* SHOWER STOP TUBE

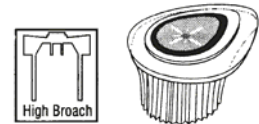
Chrome Plated.



part no	description	box	carton	price
32343		10	100	4.88
P32343	Retail package in clam shell			6.38

GENERIC MOEN* CHATEAU HANDLES

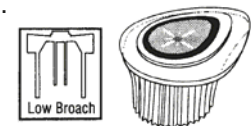
Acrylic, include screws
& caps. High broach.



part no.	description	min	carton	price
32341	Lavatory	10	100	4.40
P32341	Retail package in clam shell			6.15

GENERIC MOEN* CHATEAU HANDLES

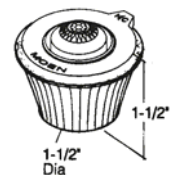
Acrylic, include screws & caps.
Low broach.



part no.	description	min	carton	price
32346	Shower	10	100	5.75
P32346	Retail package in clam shell			7.29

FIT MOEN* SHOWER HANDLE

Acrylic handle.
Long broach to fit shower valves.



part no	description	box	carton	price
32345	Shower	10	100	4.40
P32345	Retail package in clam shell			6.15

Fit Moen Parts

FIT MOEN* SINGLE LEVER CHATEAU HANDLE

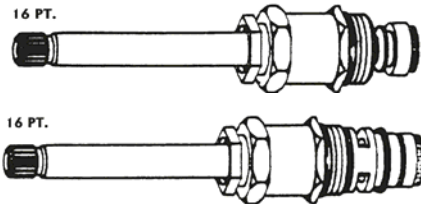


part no	description	box	carton	price
32344	Fit kitchen/shower	10	100	12.38
P32344	Retail package in clam shell			14.88

Fit Sayco Parts

GENERIC SAYCO* CARTRIDGE

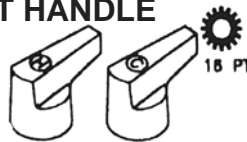
16 Points Broach,
4 3/4"-Length,
Fit Shower Valves.



part no	description	box	carton	price
34559	Hot	10	100	13.50
34558	Cold	10	100	13.50
34560	Diverter	10	100	15.00
P34559	Retail package in clam shell			15.08
P34558	Retail package in clam shell			15.08
P34560	Retail package in clam shell			16.58

GENERIC SAYCO* FAUCET HANDLE

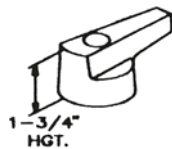
16 Spline, Chrome Plated.
1 3/8" Height.



part no.	description	box	carton	price
32414	A pair	1	100	11.13
P32414	Retail package in clam shell			12.63

GENERIC SAYCO* SHOWER HANDLE

16 Spline, Chrome Plated.
1 3/4" Height.



part no.	description	box	carton	price
34414	w. 3 Buttons	1	100	7.11
P34414	Retail package in clam shell			8.10

Fit Sayco Parts

GENERIC SAYCO* CARTRIDGE

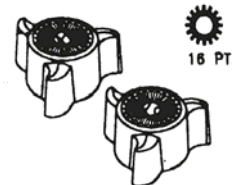
16 Points Broach, 1 1/2"-Height,
Fit Sayco* Faucet Stems.



part no.	description	box	carton	price
32560	Hot	10	100	8.20
32561	Cold	10	100	8.20
P32560	Retail package in clam shell			9.20
P32561	Retail package in clam shell			9.20

GENERIC SAYCO* FAUCET HANDLE

16 Spline, Chrome Plated.
1 1/16" Height.



part no.	description	box	carton	price
32413	A pair	1	100	11.05
P32413	Retail package in clam shell			12.63

GENERIC SAYCO* SHOWER HANDLE

16 Spline, Chrome Plated.
1 1/2" Height.



part no.	description	box	carton	price
34413	w. 3 Buttons	1	100	7.65
P34413	Retail package in clam shell			8.90

GENERIC SAYCO* FAUCET HANDLE

16 Spline, Chrome Plated.
1 5/8" Height.



part no.	description	box	carton	price
32415	A pair	1	100	11.60
P32415	Retail package in clam shell			12.60

GENERIC SAYCO* SHOWER HANDLE

16 Spline, Chrome Plated.
2 1/4" Height.



part no.	description	box	carton	price
34415	w. 3 Buttons	1	100	7.80
P34415	Retail package in clam shell			8.80

FAUCETS

FAUCET REPAIR

SHOWER & TUB

SINKS

TOILET REPAIR

VALVES

PIPE REPAIR & FITTINGS

PLUMBING SPECIALTY

TUBULAR

BATHROOM FIXTURE

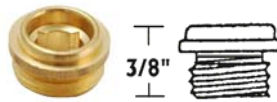
PLUMBING TOOLS

DISPLAY STUFF

Fit Sayco Parts

SAYCO*

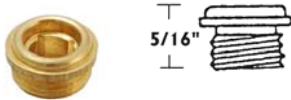
5/8" X 20 Thread
Fit Sayco,
Arrowhead Brass Old Style



part no.	description	box	carton	price
34623		10		0.85
P34623	Retail package in clam shell (3 pcs)			3.55

SAYCO*

1/2" X 20 Thread

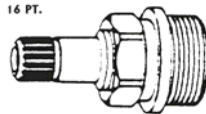


part no.	description	box	carton	price
32623		10		0.42
P32623	Retail package in clam shell (3 pcs)			2.26

Fit Sterling Parts

GENERIC STERLING* CARTRIDGE

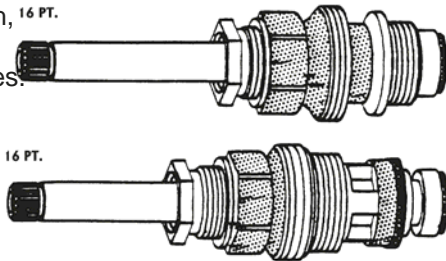
16 Points Broach, 1 7/8"-Height,
Fit Sterling* Faucet Stems.



part no.	description	box	carton	price
32564	Hot	10	100	8.60
32565	Cold	10	100	8.60
P32564	Retail package in clam shell			9.60
P32565	Retail package in clam shell			9.60

GENERIC STERLING* CARTRIDGE


16 Points Broach, 16 PT.
4 13/16"-Length,
Fit Shower Valves.



part no.	description	box	carton	price
34562	Hot/cold	10	100	13.50
34563	Diverter	10	100	14.50
P34562	Retail package in clam shell			15.00
P34563	Retail package in clam shell			16.00

GENERIC STERLING* FAUCET HANDLE

Chrome Plated, 16 Spline.
1 1/4" Height.

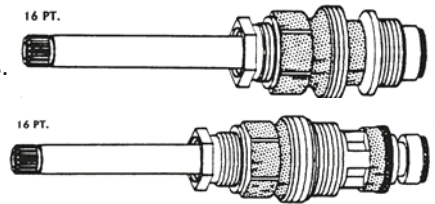


part no.	description	box	carton	price
32435	A pair	1	100	9.60
P32435	Retail package in clam shell			11.10

Fit Sterling Parts

GENERIC STERLING* CARTRIDGE


16 Points Broach,
5 3/8"-Length,
Fit Shower Valves.



part no.	description	box	carton	price
34564	Hot/cold	10	100	14.83
34565	Diverter	10	100	14.83
P34564	Retail package in clam shell			16.33
P34565	Package in clam shell			16.33

GENERIC STERLING* SHOWER HANDLE

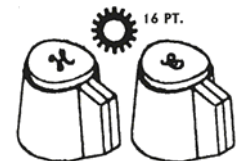
Chrome Plated, 16 Spline.
1 1/4" Height.



part no.	description	box	carton	price
34435C	Cold	1	100	4.88
34435H	Hot	1	100	4.88
P34435C	Retail package in clam shell			6.00
P34435H	Retail package in clam shell			6.00

GENERIC STERLING* FAUCET/SHOWER HANDLE

Fit Lavatory, Kitchen,
Tub & Shower.
Chrome Plated, 16 Spline.
1 1/2" Height.



part no.	description	box	carton	price
34436C	Cold	1	100	4.98
34436H	Hot	1	100	4.98
34436D	Diverter	1	100	4.98
P34436C	Retail package in clam shell			6.10
P34436H	Retail package in clam shell			6.10
P34436d	Retail package in clam shell			6.10

STERLING*

1/2" X 24 Thread

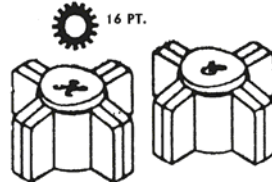


part no.	description	box	carton	price
32628		10		0.42
P32628	Retail package in clam shell (3 pcs)			2.26

Fit Sterling Parts

GENERIC STERLING* SHOWER HANDLE

Chrome Plated, 16 Spline.
1 1/2" Height.

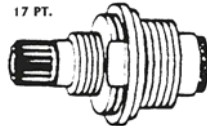


part no.	description	box	carton	price
34437C	Cold	1	100	5.45
34437H	Hot	1	100	5.45
34437D	Diverter	1	100	5.45
P34437C	Retail package in clam shell			6.58
P34437H	Retail package in clam shell			6.58
P34437D	Retail package in clam shell			6.58

Fit Streamway Parts

GENERIC STREAMWAY* CARTRIDGE

17 Points Broach, 1 9/16"-Height,
Fit Streamway* Faucet Stems.



part no.	description	box	carton	price
32556	Hot	10	100	8.20
32557	Cold	10	100	8.20
P32556	Retail package in clam shell			9.20
P32557	Retail package in clam shell			9.20

STREAMWAY*

1/2" X 24 Thread
1 1/32"-Height



part no.	description	box	carton	price
32631		10		0.79
P32631	Retail package in clam shell (3 pcs)			3.37

Fit Valley Parts

GENERIC VALLEY* FAUCET HANDLE

Fit Single Handle Lavatory,
Kitchen & Bar Faucet



part no.	description	box	carton	price
32426	Chrome finish	1	100	11.60
P32426	Retail package in clam shell			13.10

Faucet Accessories

FAUCET AERATOR ADAPTER

Male Adapter. 27 Threads.
Brass Construction. Chrome Plated.



part no.	description	min.	carton	price
90083	15/16 x 55/64"	10	1000	1.27
90084	13/16" x 15/16"	10	1000	1.20
P90083	Retail package in clam shell			1.93
P90084	Retail package in clam shell			1.86

FAUCET TAP ADAPTER

Female To Male Adapter, 27 Threads.
Brass Construction. Chrome Plated.



part no.	description	box	carton	price
90085	15/16 x 55/64"	10	1000	1.27
90086	13/16" x 15/16"	10	1000	1.20
P90085	Retail package in clam shell			1.93
P90086	Retail package in clam shell			1.86

STREAM/SPRAY AERATOR

Pull-Down for Stream,
Push-UP for Spray,
Adaptor Included



part no.	description	min.	carton	price
90094				2.48
P90094	Retail package in clam shell			3.38

FAUCET SPRAY AERATOR

Rubber Aerator. Adjustable Spray.
Fits Most Sink Faucet.



part no.	description	min.	carton	price
51011	Slip-on	10	100	2.80
P51011	Retail package in clam shell			4.02

FAUCET SPRAY AERATOR

Rubber Aerator. Adjustable Spray.
Fits Most Sink Faucet.



part no.	description	min.	carton	price
51012	Thread-on	10	100	3.10
P51012	Retail package in clam shell			4.33

FAUCETS

FAUCET REPAIR

SHOWER & TUB

SINKS

TOILET REPAIR

VALVES

PIPE REPAIR & FITTINGS

PLUMBING SPECIALTY

TUBULAR

BATHROOM FIXTURE

PLUMBING TOOLS

DISPLAY STUFF

Faucet Accessories

DIVERTER VALVE

Chrome Plated Brass Construction.
Install on Faucet Tap to
Connect Water to Water Filter.



<i>part no.</i>	<i>description</i>	<i>min.</i>	<i>carton</i>	<i>price</i>
90061	1/4" Tube	5	200	12.00
90062	3/8" Tube	5	200	12.00
P90061	Retail package in clam shells			13.50
P90062	Retail package in clam shells			13.50

Faucet Accessories

SWIVEL AERATORS

Dual Threaded, 15/16" Male
& 55/64" Female Threads.



<i>part no.</i>	<i>description</i>	<i>min.</i>	<i>carton</i>	<i>price</i>
90091	White	5	100	5.20
90092	Chrome	5	100	5.51
P90091	Retail package in clam shell			6.13
P90092	Chrome Retail package in clam shell			7.26

SWIVEL DIVERTER VALVE

Chrome Plated Brass Construction.
Adapted with Swivel Collar.
Install on Faucet Tap to
Connect Water To Water Filter.



<i>part no.</i>	<i>description</i>	<i>min.</i>	<i>carton</i>	<i>price</i>
90063	1/4" Tube	5	200	12.46
90064	3/8" Tube	5	200	12.46
P90063	Retail package in clam shells			13.98
P90064	Retail package in clam shells			13.98

2-WAY DIVERTER VALVE

Chrome Plated Brass
Construction. Connect
Water from Faucet to Run
through Water Filter and
Return to
Faucet Tap.



<i>part no.</i>	<i>description</i>	<i>min.</i>	<i>carton</i>	<i>price</i>
90065	1/4" Tube	5	100	16.44
90067	3/8" Tube	5	100	16.77
P90065	Retail package in clam shells			18.20
P90067	Retail package in clam shells			18.53

SWIVEL 2-WAY DIVERTER VALVE

Chrome Plated Brass
Construction.



<i>part no.</i>	<i>description</i>	<i>min.</i>	<i>carton</i>	<i>price</i>
90066	1/4" Tube	5	100	17.67
90068	3/8" Tube	5	100	18.30
P90066	Retail package in clam shells			19.43
P90068	Retail package in clam shells			20.06